



ಬೃಹತ್ ಬೆಂಗಳೂರು ಮಹಾನಗರ ಪಾಲಿಕೆ
Bruhat Bengaluru Mahanagara Palike



BBMP COVID-19 WAR ROOM 12.11.2022



OVERVIEW OF COVID-19 IN BENGALURU



CASE TRENDS ACTIVE CASES **1,624**

<u>Confirmed Cases</u>	<u>Recovered Cases</u>	<u>Death Cases</u>
42	17	0
18,75,546 #	18,56,932 #	16,990 #

HOSPITALIZATION **2**

<u>ICU – V</u>	<u>ICU</u>	<u>HDU</u>	<u>General</u>
-	-	-	2

INCLUDES GOVT. QUOTA AND PRIVATE WALK-IN HOSPITALIZATION

VACCINATION **251** 2,04,84,110 #

<u>First Dose</u>	<u>Second Dose</u>	<u>Precaution Dose</u>
25	48	178
96,78,479 #	94,81,349 #	13,24,282 #

TRIAGING

MTU

2

ACTIVE CZs

0

MCZs (< 5 cases)

0

TESTING **3,085** 3,19,62,304 #

<u>RAT</u>	<u>RTPCR</u>
777	2,308

Positivity: 4.18%
*FOR LAST 7 DAYS

Tele Triage

35

Clusters (> 5 cases)

0

: indicates cumulative numbers till date



ABSTRACT OF COVID-19 SCENARIO IN BENGALURU



	MALE			FEMALE			TRANSGENDER			TOTAL		
	Last 24 Hours	Last 7 Days	Cumulative	Last 24 Hours	Last 7 Days	Cumulative	Last 24 Hours	Last 7 Days	Cumulative	Last 24 Hours	Last 7 Days	Cumulative
Positive Cases	20	288	11,05,257	22	272	7,69,397	0	0	196	42	560	18,75,546
Recovered Cases	10	270	10,93,343	7	233	7,63,495	0	0	187	17	503	18,56,932
Death Cases	0	0	10,760	0	0	6,226	0	0	4	0	0	16,990
Total Tests Done	In Last 24 hrs. : 3,085			In last 7 days : 12,947			Cumulative : 3,19,62,304					
Vaccine Doses Administered	In Last 24 hrs. : 251			In last 7 days : 5,172			Cumulative : 2,04,84,110					
ACTIVE CASES							1,624					

*Covid deaths occurred today : 00 | Covid deaths occurred beyond last 24hrs., reported today : 00

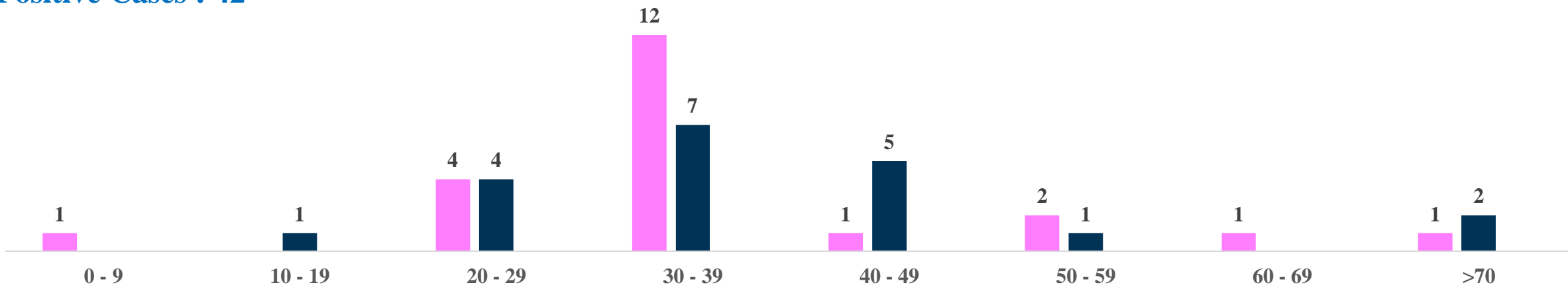


LAST 24 HOURS AGE GROUP AND GENDER WISE DISTRIBUTION

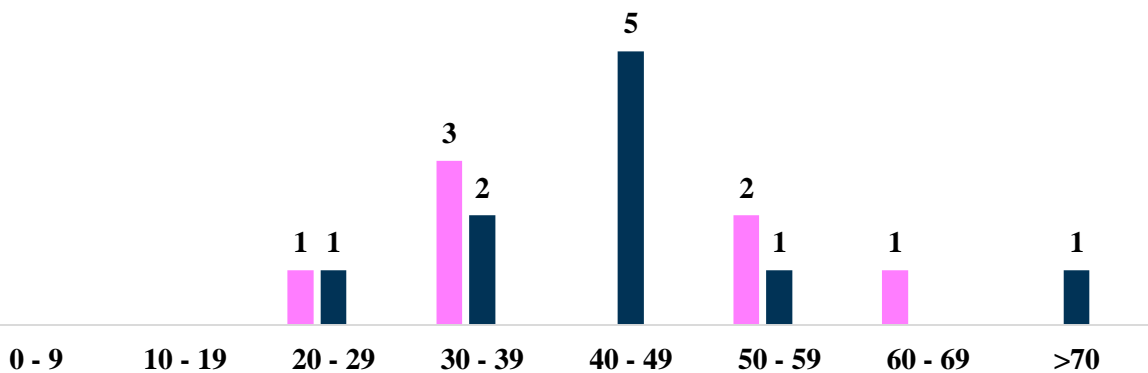


Positive Cases : 42

Female Male Transgender



Recovered Cases : 17

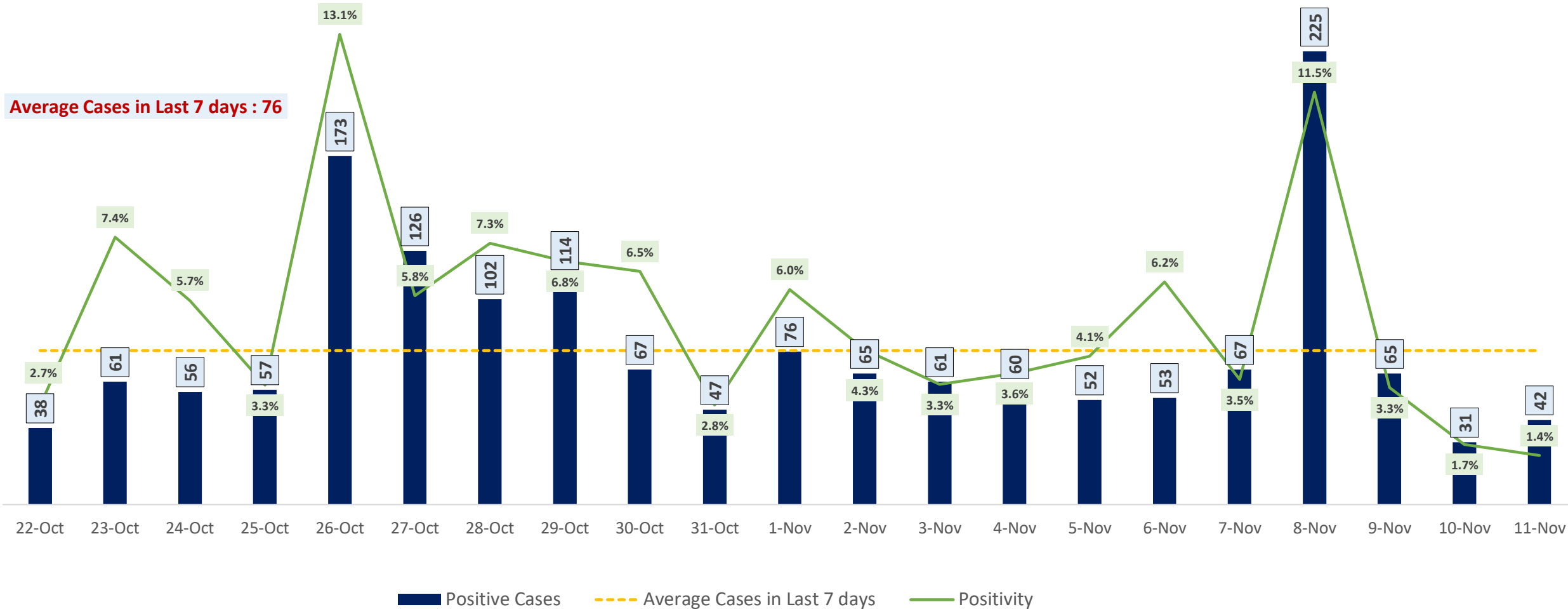


Death Cases : 0

0 to 9 10 to 19 20 to 29 30 to 39 40 to 49 50 to 59 60 to 69 >=70



POSITIVITY RATE OF BENGALURU – LAST 21 DAYS

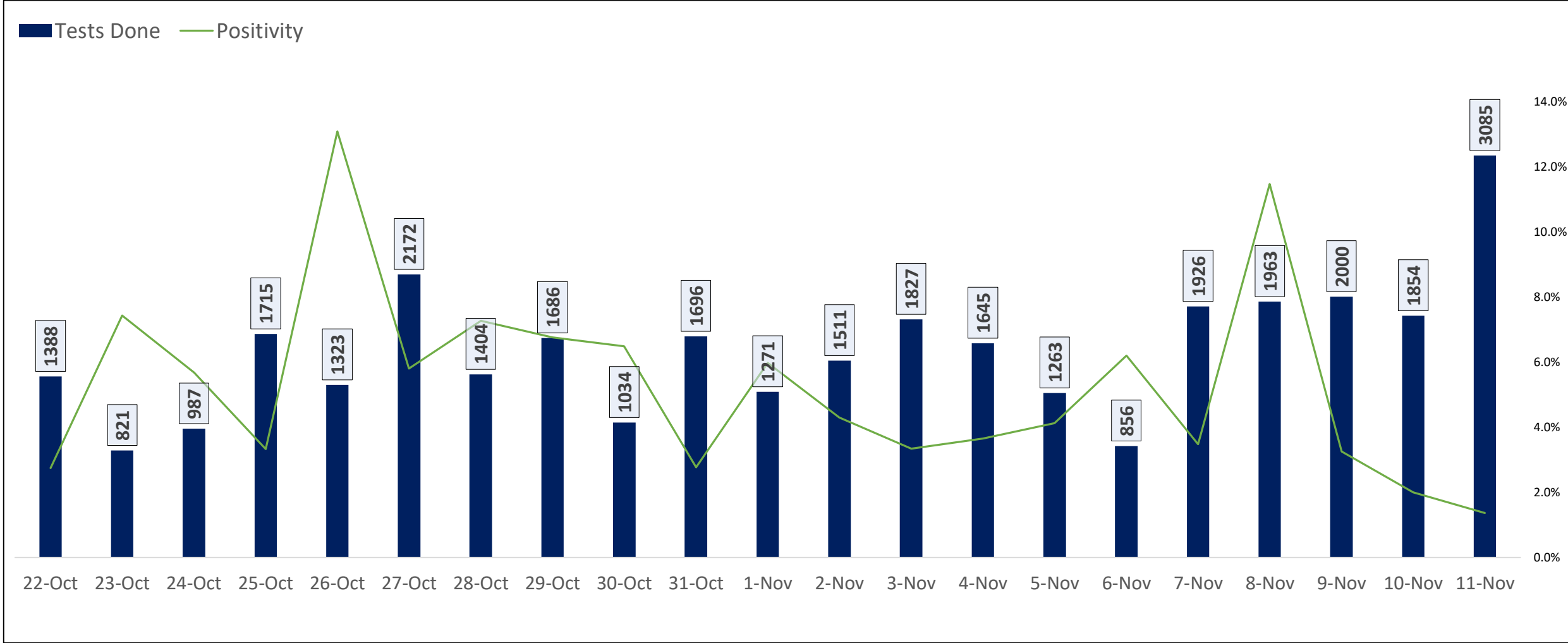




TESTING TRENDS IN BENGALURU

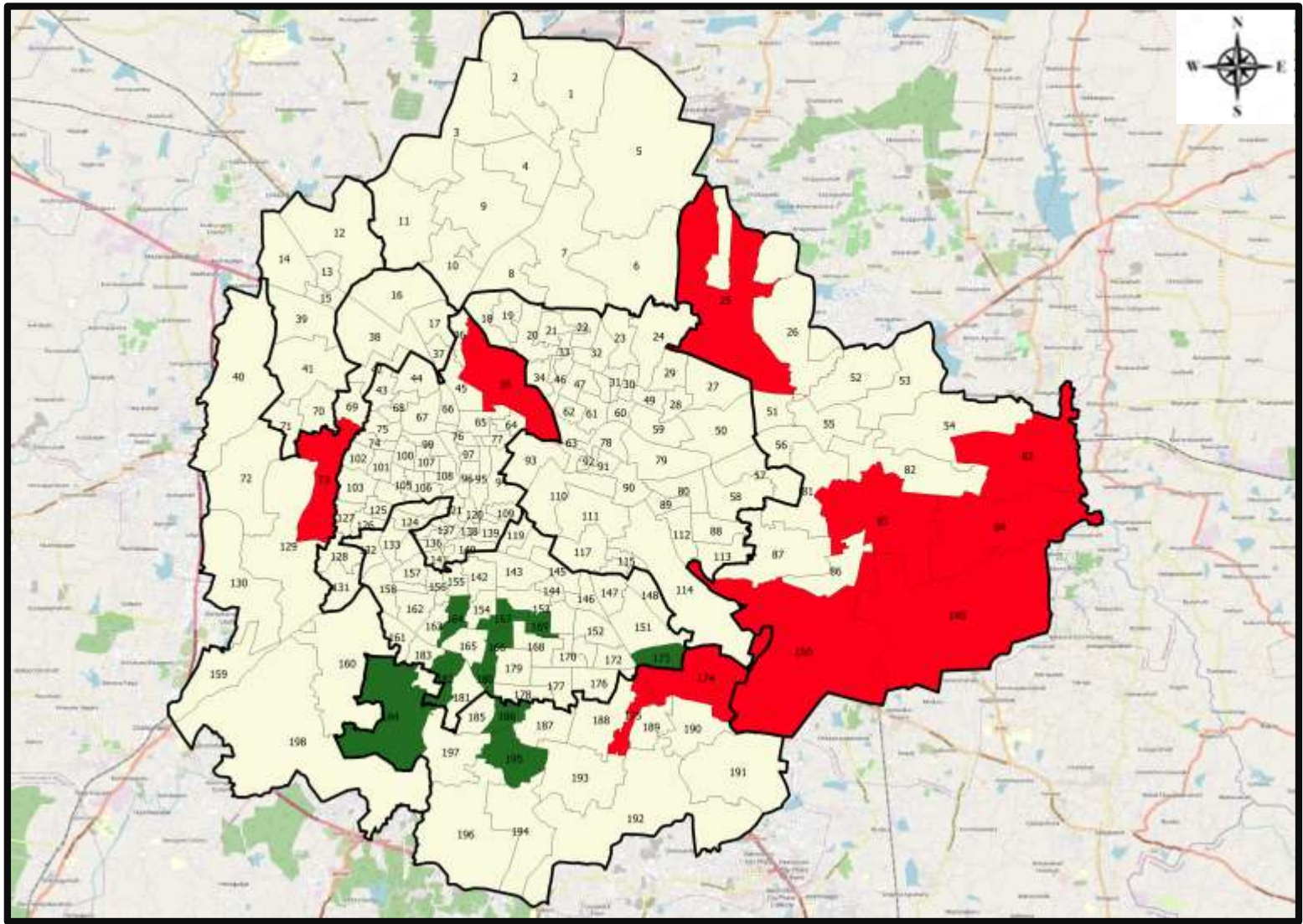


Total Test Conducted Till Date	Test Conducted Last 24 hours	Last 7 Days Average
3,19,62,304	3,085	1,850





BENGALURU URBAN MAP SHOWING TREND OF POSITIVE CASES IN LAST 7 DAYS



Top 10 wards reporting highest number of positive cases in last 10 days

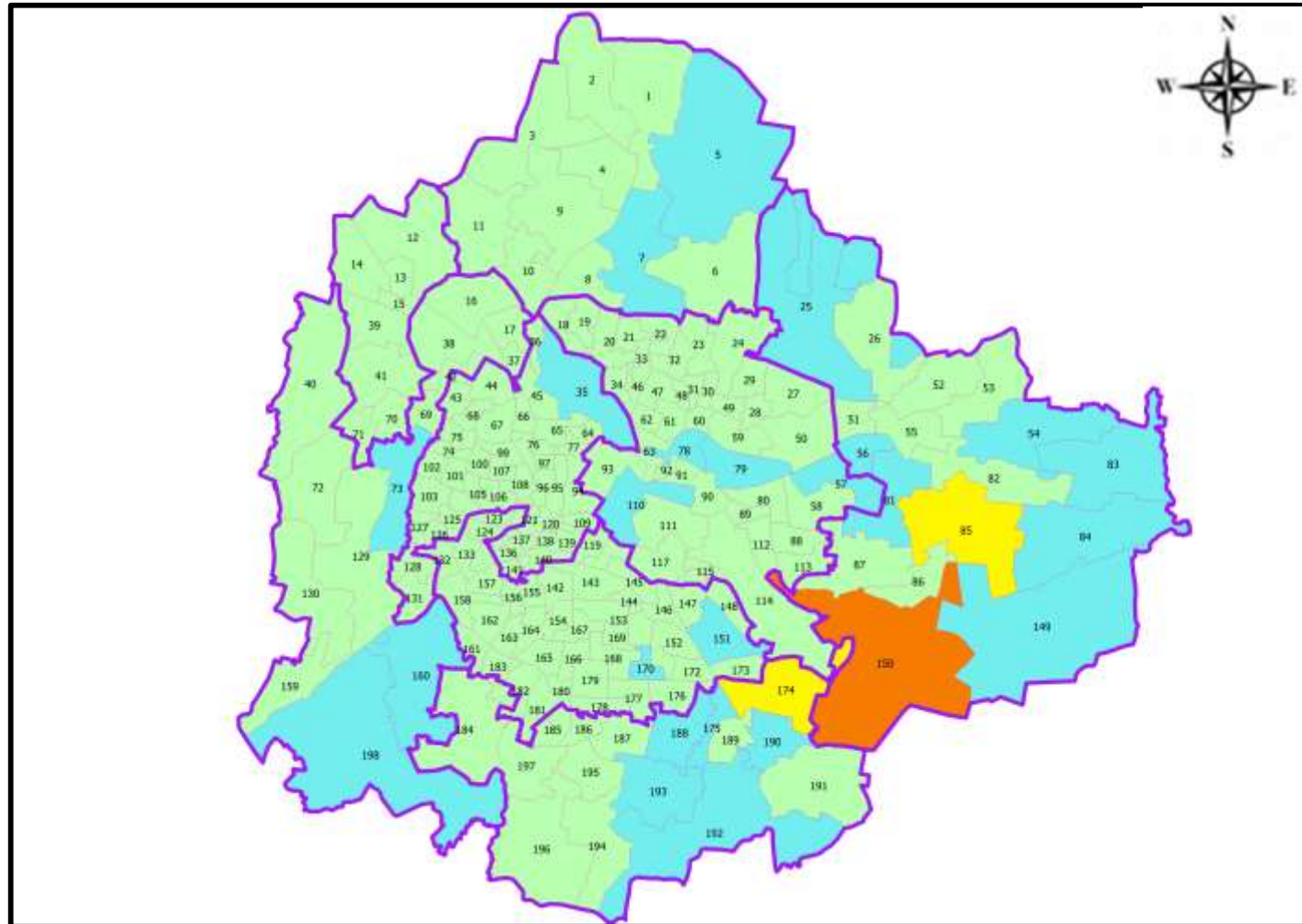
Ward No.	Ward Name	Daily Cases Average
150	Bellanduru	4
85	Dodda Nekkundi	2
174	HSR Layout	2
175	Bommanahalli	1
83	Kadugodi	1
25	Horamavu	1
73	Kottegepalya	1
149	Varthuru	1
35	Aramane Nagar	1
84	Hagadur	1







Top 10 wards reporting least number of positive cases in last 7 days

Ward No.	Ward Name	Daily Cases Average
195	Konanakunte	0
186	Jaraganahalli	0
184	Uttarahalli	0
182	Padmanabha Nagar	0
180	Banashankari Temple Ward	0
173	Jakkasandra	0
169	Byrasandra	0
167	Yediyur	0
166	Karisandra	0
164	Vidyapeeta Ward	0



BENGALURU MAP SHOWING INTENSITY OF POSITIVE CASES IN LAST 7 DAYS



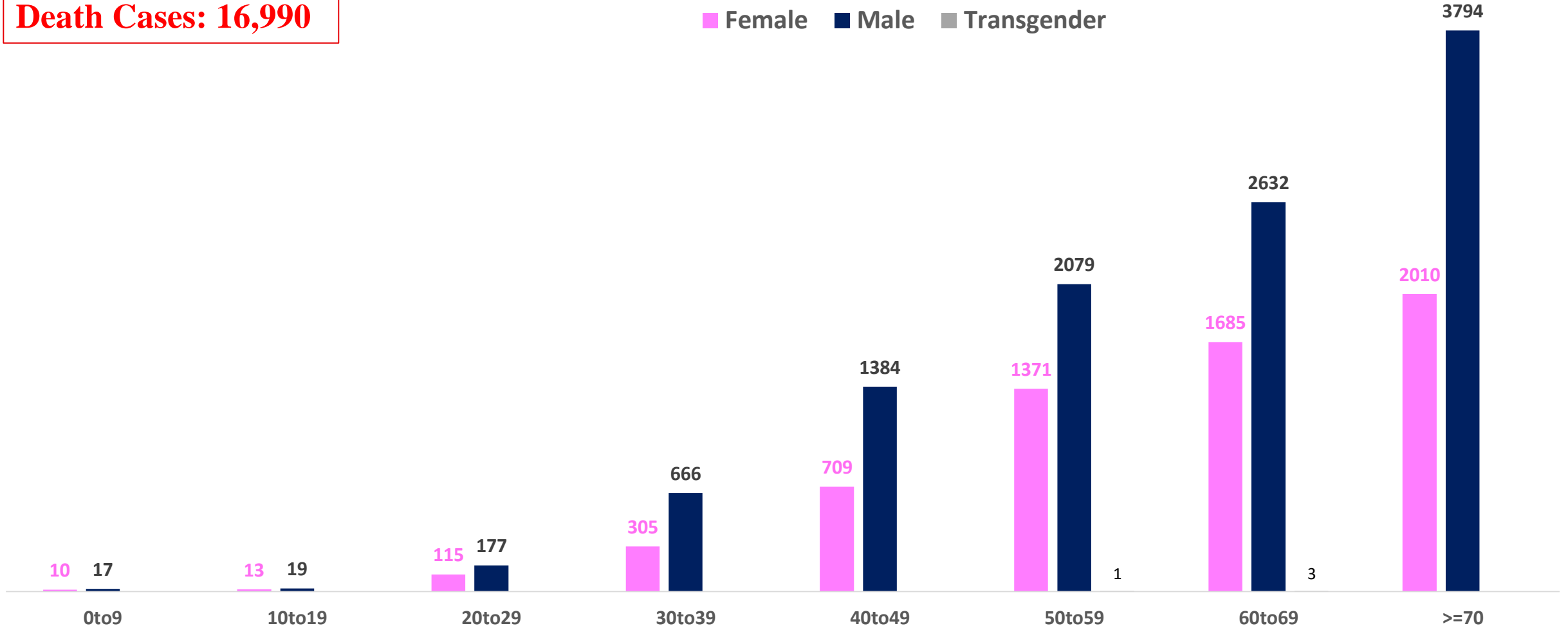
-  Level 1 : 0 to 3 Cases
-  Level 2 : 3 to 10 Cases
-  Level 3 : 10 to 20 Cases
-  Level 4 : 20 to 50 Cases
-  Level 5 : More than 50 Cases
-  Zone Boundaries



AGE AND GENDER WISE DISTRIBUTION OF DEATH CASES



Death Cases: 16,990





COVID-19 SCENARIO IN BENGALURU AND OTHER METROPOLITIAN CITIES



CITY NAME	Positive Cases	Active Cases	Recovered	Deceased	Vaccine Doses Administered
New Delhi	20,06,680	207	19,79,960	26,513	3,73,17,328
Bengaluru*	18,75,546	1,624	18,56,932	16,990	2,37,78,980
Mumbai	11,53,644	337	11,33,565	19,742	2,21,34,555
Chennai	7,92,943	193	7,83,680	9,070	1,13,96,462

Source : <https://dashboard.cowin.gov.in/> at 5:00pm (12.11.2022)
Source : <https://www.covid19bharat.org/> at 5:00pm (12.11.2022)

*includes BBMP & Bengaluru Urban



SNAPSHOT OF COVID-19 CASES IN BENGALURU URBAN



**Total Wards With
< = 5 Cases* :
181**

**Tests Conducted
on 11.11.2022:
3,085**

**Recovery
Rate*:
99.01%**

**Total
Active Cases :
1,624**

**Total Vaccinated
on 11.11.2022:
251**

**Positivity
Rate* :
4.18%**

**Active
Rate*:
0.09%**

**Case
Fatality Rate* :
0.00%**





*Total positive cases In the past 7 days

*CFR and positivity is for Past 7 days



ಬೃಹತ್ ಬೆಂಗಳೂರು ಮಹಾನಗರ ಪಾಲಿಕೆ
Bruhat Bengaluru Mahanagara Palike



Download BBMP Bulletin	https://apps.bbmpgov.in/covid19/mediabulletin.php
To register for vaccination :	https://selfregistration.cowin.gov.in/
BBMP COVID19 Dashboard:	https://apps.bbmpgov.in/covid19/
Follow us on:	 www.facebook.com/bbmp.comm1/
	 twitter.com/BBMPCOMM
	  BBMPSplHealth



Issued by:

**Honorable Chief Commissioner, BBMP
Special Commissioner Health & IT, BBMP
MD, Bengaluru Smart City Limited**

THANK YOU !

